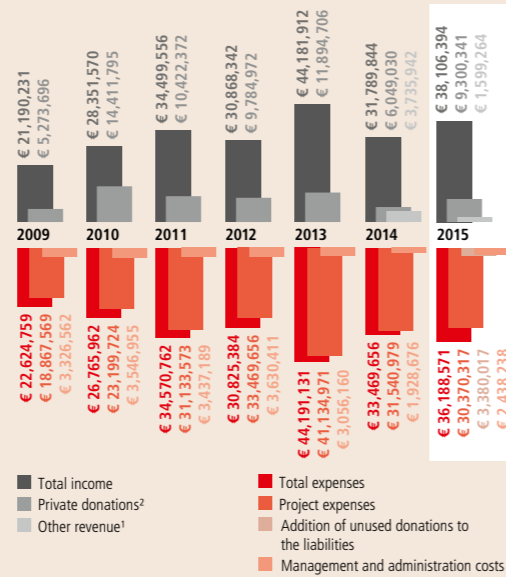


Development of revenue and expenses (2009–2015)

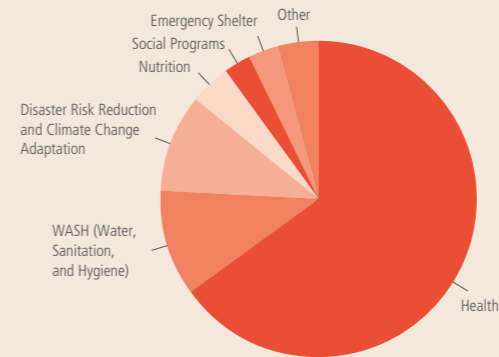


¹ Other revenue: unused earmarked donations from the previous year, interest, exchange gains
² Inclusive of 'other revenue' prior to 2014

Revenue sources 2015

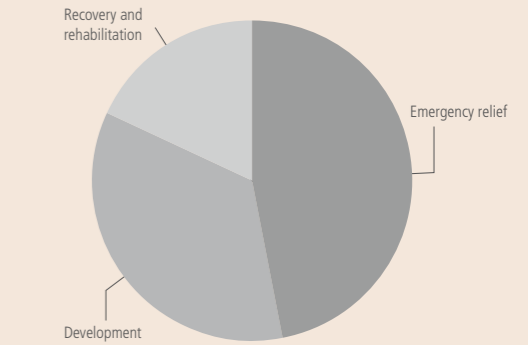
International public grants	€ 21,470,456
Germany	€ 13,222,913
Federal Foreign Office	€ 7,113,925
Federal Ministry for Economic Cooperation and Development	€ 4,999,218
Gesellschaft für Internationale Zusammenarbeit (GIZ)	€ 1,005,085
State of Baden-Württemberg	€ 85,000
German Consulate General in Ho Chi Minh City	€ 19,684
European Union	€ 6,319,108
Europe Aid	€ 4,800,000
ECHO	€ 1,519,108
United Nations	€ 761,827
UNOCHA/UNFPA/UNHCR and other UN organizations	€ 761,827
Switzerland	€ 754,181
Swiss Agency for Development and Cooperation	€ 754,181
Global Fund	€ 393,536
Save the Children/DFID	€ 285,160
Global Fund	€ 108,376
Other international contributions	€ 18,891
International Order of Malta network	€ 10,746,880
Donations and own funds	€ 9,147,616
Other revenue ¹	€ 1,599,264
Partnerships and donation campaigns	€ 5,221,647
ADH (Germany's Relief Coalition)	€ 5,068,922
Nachbar in Not (Austria's Relief Coalition)	€ 152,725
Foundations and other NGOs	€ 667,411
CICF – Country Innovation Challenge Fund	€ 350,077
JHPIEGO (Johns Hopkins University)	€ 120,537
Bild Hilft	€ 100,000
German Toilet Organization	€ 53,521
FIND	€ 27,439
JAD – Just a Drop	€ 15,837

Expenses by sector



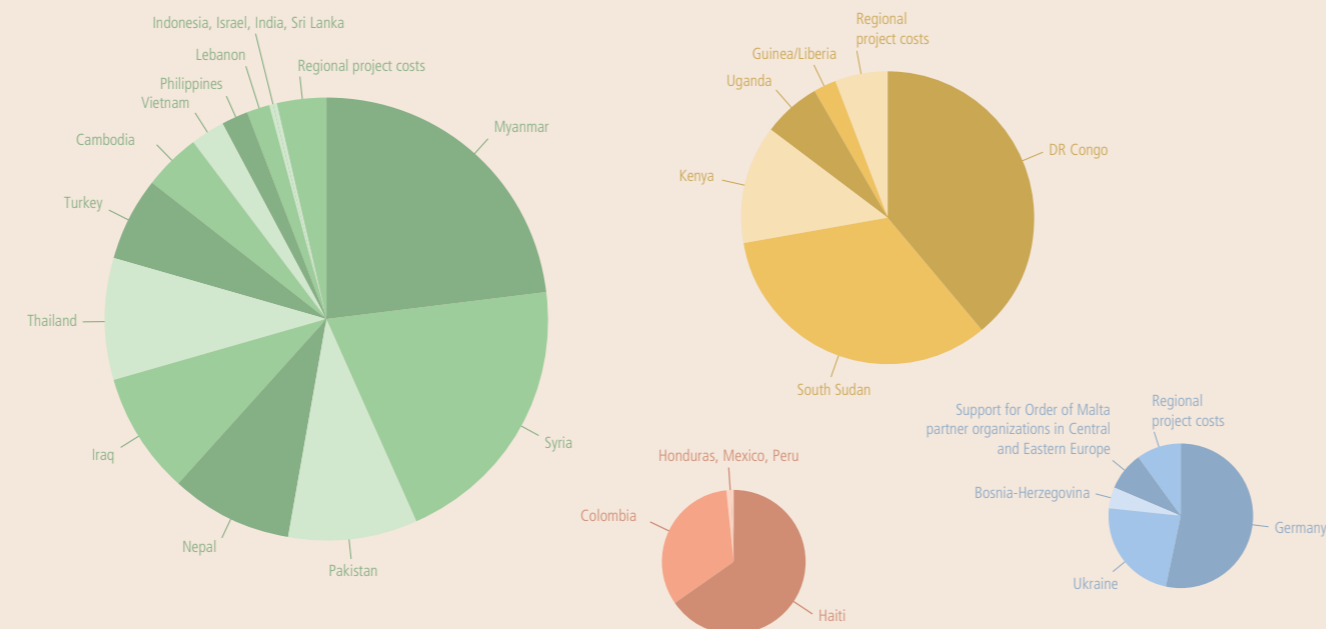
Health	65%
WASH (Water, Sanitation, and Hygiene)	11%
Disaster Risk Reduction and Climate Change Adaptation	10%
Nutrition	4%
Social Programs	3%
Emergency Shelter	3%
Other	4%

Expenses by phase of relief



Emergency relief	47%
Development	35%
Recovery and rehabilitation	18%

Program expenses by region and country 2015



Asia
€ 18,466,630

Previous year € 16,455,345

Myanmar	€ 4,279,210
Syria	€ 3,753,151
Pakistan	€ 1,718,468
Nepal	€ 1,687,625
Iraq	€ 1,659,752
Thailand	€ 1,595,345
Turkey	€ 1,139,400
Cambodia	€ 776,275
Vietnam	€ 458,023
Philippines	€ 358,474
Lebanon	€ 282,452
Indonesia	€ 77,834
Israel	€ 32,316
India	€ 28,534
Sri Lanka ²	€ 595

Regional project costs € 619,175

Europe
€ 1,988,740

Previous year € 5,040,643

Germany	€ 1,062,846
Ukraine	€ 464,064
Bosnia-Herzegovina	€ 92,228

Support for Order of Malta partner organizations in Central and Eastern Europe € 196,479

Regional project costs € 173,123

Africa
€ 8,070,304

Previous year € 8,879,218

DR Congo	€ 3,147,697
South Sudan	€ 2,700,078
Kenya	€ 1,045,149
Uganda	€ 507,607
Guinea/Liberia	€ 204,480

Regional project costs € 465,294

Americas
€ 1,844,643

Previous year € 1,165,773

Haiti	€ 1,205,535
Colombia	€ 605,058
Honduras ¹	€ 23,115
Mexico	€ 6,521
Peru	€ 4,414

¹ Project planning costs
² Trailing costs from projects in previous years

Rounded numbers. The listed program volumes correspond to the amounts booked in the 2015 annual accounts and thus do not reflect the actual outflow of funds for multi-annual projects.

Climate neutral print product
 www.malteser-international.org
 Malteser International is a member of the following networks and campaigns:

Malteser International
 Donation Account:
 Account number: 2020270
 Kalker Hauptstr. 22–25
 51103 Cologne (Germany)
 info@malteser-international.org
 BIC: GENODE33
 PAX Pax Bank Cologne

Malteser International is the worldwide humanitarian relief agency of the Sovereign Order of Malta. For over 60 years, we have been standing by people affected by poverty, disease, conflict, and disaster – to help them to lead a healthy life with dignity. Our work is founded on Christian values and humanitarian principles. With over 100 projects in 23 countries in Africa, Asia, Europe and the Americas, we help people in need without distinction of race, religion or political persuasion.


Our impact in 2015:



970,000

We provided 4,000 people in the Ukraine with psychosocial support to overcome trauma incurred as a result of the conflict in the country.


Around the world, we provided care for around 970,000 patients. We treated conditions ranging from everyday illnesses, to serious infectious, and hereditary diseases, as well as psychological problems.



128,000

In Thailand, we provided around 50,000 refugees and local people in our project region with secure access to clean drinking water.

Almost 128,000 people were given access to safe water thanks to our projects around the world.



230,000

We provided 64,600 internally-displaced people in Iraq with hygiene kits, winter clothing and drinking water.

Around the world, our relief teams brought food, water, clothing, and/or an emergency shelter to nearly 230,000 people.



23,000

By distributing tools and seeds, we made it possible for just under 2,000 people in South Sudan to improve their food supply.

Thanks to our projects around the world, almost 23,000 people were given the chance to make a sustainable improvement to their livelihood by bettering their income and/or nutrition.



210

In our project areas, people in Haiti learned to better prepare themselves for natural disasters in the future through ten disaster risk-reduction training programs.

In total, we organized 210 of these programs in vulnerable regions around the world.

Our project countries:

(As of July 2016)

Americas

- 1 Colombia
- 2 Haiti
- 3 Mexico
- 4 Peru

Europe

- 5 Germany
- 6 Ukraine

Africa

- 7 DR Congo
- 8 Kenya
- 9 South Sudan
- 10 Tanzania
- 11 Uganda

Asia

- 12 Cambodia
- 13 India
- 14 Iraq
- 15 Lebanon
- 16 Myanmar
- 17 Nepal
- 18 Pakistan
- 19 Philippines
- 20 Syria
- 21 Thailand
- 22 Turkey
- 23 Vietnam